

# ACATIS QILIN MARCO POLO ASIEN FONDS

AS OF: FEBRUARY 28, 2021

## Equity fund Asia with focus on China, aggressive

### MARKET COMMENTARY

The fund gained 0.6% in February and the benchmark index gained 1.8%. Since inception in June 2019, the fund gained 70.7% and the benchmark index gained 30.8%, resulting in outperformance of 39.9%. Trip.com (+24.1%), Weibo (+21.1%), and Baidu (+20.7%) were the best-performing stocks in the fund, while Fuyao Glass (-19.7%), Luxshare (-12.3%) and Haitian Flavoring (-12.3%) dropped the most in value. The share price of Trip.com, the top Chinese online travel platform, benefited from the growth in domestic travel over the Chinese New Year; the expected recovery in international travel as vaccinations are rolled out globally, and plans for a dual listing in Hong Kong. Fuyao Glass, the China's Nr. 1 and the world's Nr. 4 auto-glass provider, had a price correction after a rapid rally in the past few months.

### INVESTMENT OBJECTIVE AND - PHILOSOPHY

This actively-managed fund invests at least 51% in companies whose headquarters are located in Asia or whose business activities are concentrated in Asia. The investment universe includes mainly shares of Chinese companies that are eligible for investments through Stock Connect (Shanghai and Shenzhen), as well as Chinese companies that are listed outside of the Chinese mainland. Also shares of other Asian countries, e.g. Japan, India, Indonesia, Vietnam, Thailand, Malaysia and Korea. Management is assisted by local research partner Qilin. The MSCI AC Asia GDR (EUR) is used as a reference index. The fund does not strive to depict the reference index, but rather aims for absolute value growth that is independent of the reference index. The fund may enter into derivative transactions to hedge asset positions or generate higher values.

### PRODUCT FACTS

WKN	A2PB65 (Cl. A) A2PB66 (Cl. B) A2P9Q2 (Cl. X)
ISIN	DE000A2PB655 (Cl. A) DE000A2PB663 (Cl. B) DE000A2P9Q22 (Cl. X)
Distribution	Dividends distributed
Investment category	Equities Asia
Benchmark	MSCI AC Asia GDR (EUR)
Currency	EUR
Total net assets	167.9 Mill. EUR
Net asset value	170.74 EUR (Cl. A) 17,193.72 EUR (Cl. B) 122.92 EUR (Cl. X)
Manager	ACATIS Investment
Investment company	ACATIS Investment
Domicile	Germany
Custodian	UBS Europe SE, FFM
Date of inception	June 11, 2019 (Cl. A, B) Sep. 29, 2020 (Cl. X)
Fiscal year end	Sep. 30
UCITS V	yes
Investment horizon	long-term
Risk-return profile	6 of 7
Investor type (minimum requirement)	Private Customer (Cl. A, B) exclusively Institutional investors (Cl. X)
Permission for public distribution	DE, AT, CH, NL
Representative in Switzerland	1741 Fund Solutions AG
Paying agent in Switzerland	Tellico AG, Schwyz

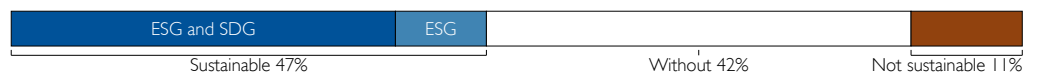
### TOP 10 POSITIONS

Jiangsu Hengrui Medicine	5.1%
Alibaba Group	4.7%
Sino Biopharmaceutical	4.3%
Meituan Dianping	4.1%
Taiwan Semiconductor Manufacturing	3.9%
Tencent Music	3.8%
Iflytek	3.8%
jd.com	3.6%
New Oriental Educat.& Techn.Group ADRs	3.5%
Huazhu Group ADR	3.4%

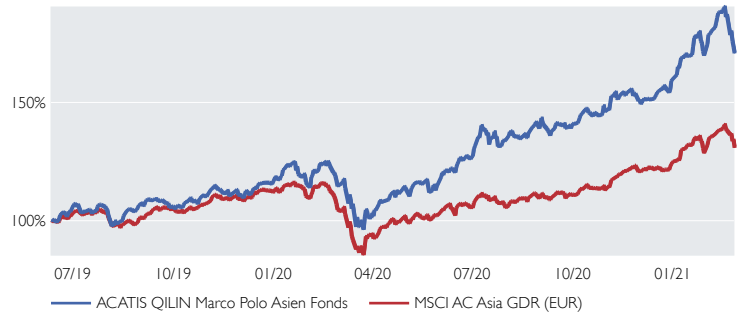
### CONTINUATION PRODUCT FACTS

Investment objective	Growth
Skills/ Experiences (minimum requirement)	Basics
Loss Carrying Capacity	no Capital Guarantee
Minimum investments	250,000 EUR (Cl. B)

### SUSTAINABILITY IN THE FUNDS



### PERFORMANCE VS. BENCHMARK



### TAKING INTO ACCOUNT THE ISSUE PREMIUM

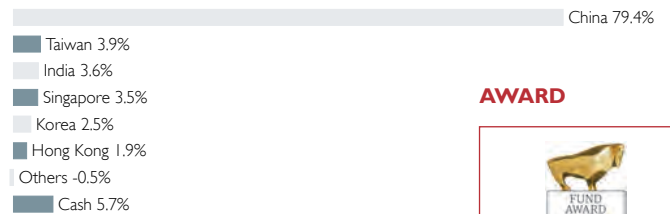
The performance information for this fund and the published redemption prices show the gross value development. The costs for fund management, depositary, audit etc. have already been deducted. Other costs are added: The custodian bank may charge the investor annual depositary fees. And: When the fund is purchased, the broker or bank may deduct an issue premium. For example, an issue premium of 5% reduces a gross investment amount of EUR 1,000 to a net investment amount of only EUR 952.38.

### PERFORMANCE AS OF END OF MONTH IN PERCENT

	Jan	Feb	Mar	Apr	May	Jun	Jul	Aug	Sep	Oct	Nov	Dec	Year	Index
2021	6.6	0.6											7.2	4.9
2020	-0.3	-0.4	-9.8	10.1	0.7	10.8	5.5	3.7	1.1	3.9	3.1	5.8	38.0	11.4
2019						3.6	1.1	1.7	-0.7	4.0	0.7	4.1	15.4	11.9

Performance since inception	70.7%	Volatility since inception	14.8%
Volatility on monthly basis		Source: Bloomberg, ACATIS Research	

### ASSET ALLOCATION - COUNTRIES



### AWARD



### COSTS

Front end fee	5%
Ongoing Charges p.a. (as of Sep. 30, 2020) included therein:	1.93% (Cl. A), 1.43% (Cl. B)
Management fee	1.79% (Cl. A), 1.30% (Cl. B)
Transaction costs and other costs	
Performance fee ex ante	maximal 15%

Fondsmanager 2017

This document is only intended for information purposes. It is solely directed at professional clients or suitable counterparties in terms of the Securities Trading Act, and is only intended to be passed on to private customers as part of a consultation. Past performance does not guarantee future results. ACATIS accepts no liability that the market forecasts will be achieved. The information is based on carefully selected sources which ACATIS deems to be reliable, but ACATIS makes no guarantee as to its correctness, completeness or accuracy. Holdings and allocations may change. The opinions are those of the fund managers at the time of publication and may not agree with an opinion at a later time. The opinions promote understanding of the investment process and are not intended as a recommendation to invest. The investment opportunity discussed in this document may be unsuitable for certain investors depending on their specific investment objectives and depending on their financial situation. Furthermore, this document does not constitute an offer to persons to whom it may not be distributed under the respectively prevailing laws. The information does not represent an offer nor an invitation to subscription for shares and is intended solely for informational purposes. Private individuals and non-institutional investors should not buy the funds directly. Please contact your financial adviser for additional information on ACATIS products. The information may not be reproduced or distributed to other persons. Not all ACATIS funds are authorized in all European jurisdictions. ACATIS Investment KVG mbH is headquartered in Germany and provides the sales prospectus, semi-annual report, annual report and "KID" in German free of charge. The documents can be downloaded from the website www.acatis.com and from www.acatis.ch. ACATIS Investment KVG mbH is regulated by the German Federal Financial Supervisory Authority. DACH | 17.02.2021 | 17:00 CET